

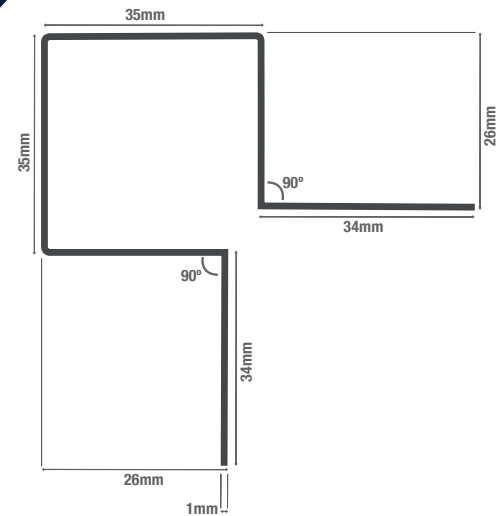
SYMMETRIC EXTERNAL CORNER TRIM

Fibre Cement Trim

To ensure your installation is fitted correctly, Cladco provides a range of Aluminium Trims designed specifically for a variety of purposes.

External Corner Trims are designed to give a clean edge to the look and protect any Boards from damage. Cladco Aluminium Symmetric External Corner Trims are used on the corners of your building or on any cladded 90° angle.


Trims are fitted to the structural Battens on either side of the corner using the Fibre Cement 38mm Screws. The Fibre Cement Wall Cladding Boards can then be easily fixed to the flat edges of the Trims by screwing the Boards through the Trim to the Batten below for a seamless, attractive installation. All Cladco Fibre Cement Wall Cladding Trims are available in a range of seven colours, manufactured to match the colour of your Cladco Fibre Cement Wall Cladding Boards for an attractive and seamless design. Trims do not require any staining or painting, and are manufactured onsite using high-quality aluminium for a stain, rust and corrosion resistant product.



CLADCO TRIMS



PERFORATED CLOSURE

Installed under the Battens at the base of the build, or at the top of any doors and windows, to ensure ventilation throughout the installation. Perforated Closure also protects the build from any dirt or insects penetrating the air flow space.



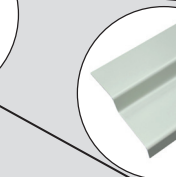
CONNECTION PROFILE

Installed around window reveals and door frames to support Boards.



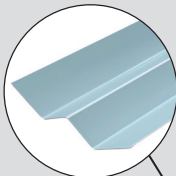
START TRIM

Installed at the start of new Board runs at the base of the building, or above windows and doors for support.



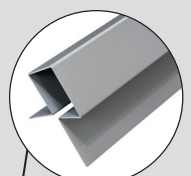
INTERNAL CORNER TRIM

Used in the inside of a door frame or porch for a neat seamless finish.



SYMMETRIC EXTERNAL CORNER TRIM

Designed to fit on the corners of the building, the Fibre Cement Wall Cladding Boards are then installed to flat edges of the Trims.




ASYMMETRIC EXTERNAL CORNER TRIM

Designed to be installed on either side of the door or window, allowing Boards to be fitted on the flat surface of the Trim.



| SPECIFICATIONS | |
|-----------------|----------|
| Length | 3 metres |
| Thickness | 1mm |
| Weight (approx) | 1.53kg |

COLOURS



PLEASE NOTE - Images are used for illustration purposes only, actual item may vary slightly from the image supplied.



01837 659901 info@cladco.co.uk
www.cladcodecking.co.uk

Beardown Road, Exeter Road Industrial Estate, Okehampton EX20 1UA

