



3.6M

POWDER-COATED ALUMINIUM DECKING BOARD

Cladco Aluminium Decking is a lightweight, hard-wearing and weather-resistant Decking solution, making for the ideal product where specific building regulations apply. As a fire-rated product (A2-S1 classification), Aluminium Decking can be installed onto balconies, terraces, rooftops, gardens and more.

Available in five colours, including plain anodised Aluminium, Cladco Decking Boards are easy to install using Aluminium Joists and Hidden Clips and Screws.

COLOUR RANGE

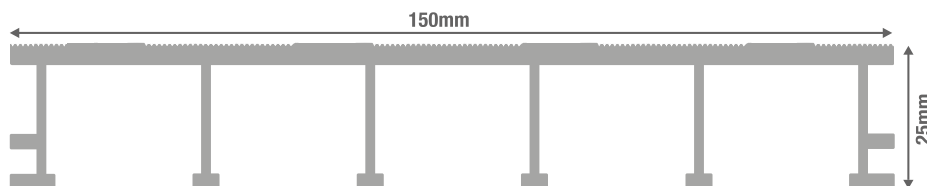


BOARD SPECIFICATIONS

Length	3.6m
Width	150mm
Thickness	25mm
Weight	7.98kg

TEST CERTIFICATIONS

Fire Rating	A2-S1 Rated (EN 13501-1:2018)
Slip Resistance	DRY - Low-slip potential WET - Low-slip potential





Lightweight And Strong



Rot And Insect Resistant



Easy To Clean



Powder-Coated Finish



MATERIALS

Made from lightweight aluminium, these decking boards are hard-wearing and durable.



SURFACES

Aluminium Decking Boards feature low-slip narrow grooves for safety underfoot.



ACCESSORIES

Complete your project with Aluminium Joists, Clips and a range of Aluminium Trims.



RESISTANCE

Cladco Aluminium Decking is a non-combustible, scratch and weather-resistant material.



WARRANTY

Cladco Aluminium Decking Boards come with a 20-Year Residential, or 15-Year Commercial Warranty.

HIGH-QUALITY MATERIALS

Cladco Aluminium Decking Boards are manufactured from high-quality, durable Powder-Coated Aluminium. Anodising is an electrochemical process that develops an extremely hard aluminium oxide coating on the surface of the Boards. This makes the Boards UV stable and protects them from weathering as well as general wear and tear.

NON-COMBUSTIBLE FIRE RATING

These Boards have an A2-S1 Fire Rating. As a non-combustible product, Aluminium Decking can be installed in living spaces that are more than 18m high. Before carrying out any installation, always ensure you have checked all information with your building regulator and contractor prior to purchase.

FIXINGS

Be sure to use the correct fixings for your Aluminium Decking installation, including our Stainless Steel Starter Clips and Hidden Clips with SS Self-Tapping Screws.


AFTERCARE

We recommend inspecting and cleaning your Aluminium Decking throughout the year at regular intervals. For commercial environments, it is advised to check and clean every three months and every six months for domestic installations. Use warm soapy water and a lint free cloth to clean the surface of the Decking and then non-soapy water to wash off excess soap. Pressure washing, abrasives, bleaches, solvents or cream cleaners are not advised cleaning products to use on Aluminium Decking.

INSTALLATION ADVICE

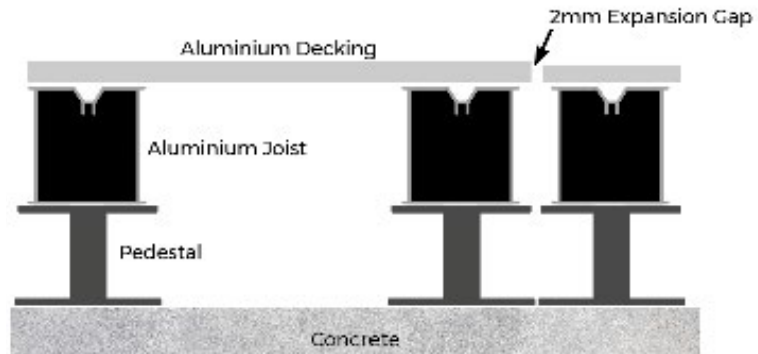
Joist Spacing

Cladco Aluminium Decking Joists should be installed onto Decking Pedestals (not supplied). Joists should be spaced 600mm from centre to centre.



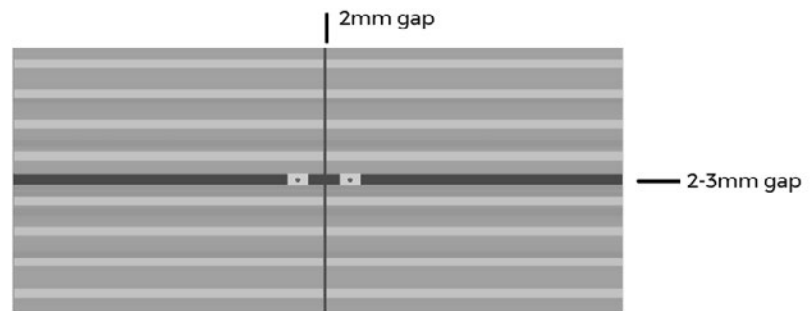
Double Joists

Where two Boards meet end-to-end, a row of two Joists will need to be placed to support the Boards. Adjust the height of each pedestal to allow for a drainage gradient (12.5mm fall per metre).



Hidden Clips

Fix Hidden Clips to the first Board and secure the Clips into place over each Joist underneath using 30mm Screws. We recommend 7 Clips per 3.6-metre Board and a 2-3mm expansion gap between Board edges.



For detailed information about installation, please read our Installation Guide.

PRODUCT ACCESSORIES




ALUMINIUM DECKING
JOISTS



ALUMINIUM
STARTER CLIPS



ALUMINIUM
HIDDEN CLIPS



ALUMINIUM
SKIRTING TRIMS



ALUMINIUM
CORNER TRIMS

PLEASE NOTE - Images are used for illustration purposes only, actual item may vary slightly from the image supplied.