

Following this guide, you will be able to provide a home for your local hedgehogs using environmentally friendly materials.

## WHAT YOU WILL NEED:

- Screws or Sumo grip adhesive
- Soil
- Dry leaves
- Cladco Composite boards
- Two metal hinges
- Drill
- Hosepipe
- Polyethene Sheeting (or something similar optional)

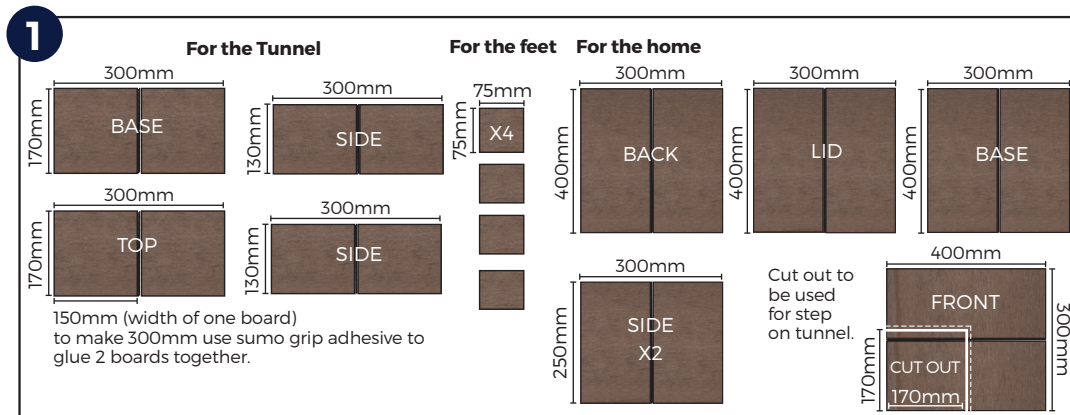
## Send us your creations

Snap a picture of your Cladco Composite Decking Bird House and send it to [images@cladco.co.uk](mailto:images@cladco.co.uk) or use the

#cladcoenvironmental for your chance to feature on Cladco Social media platforms.

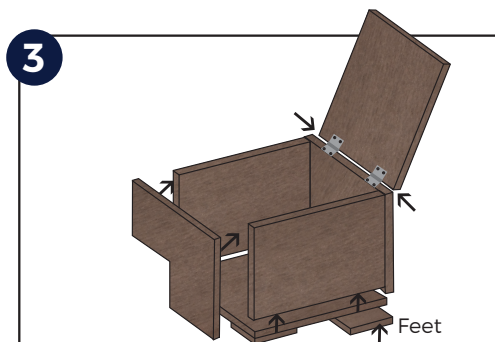


# How to make a Hedgehog House



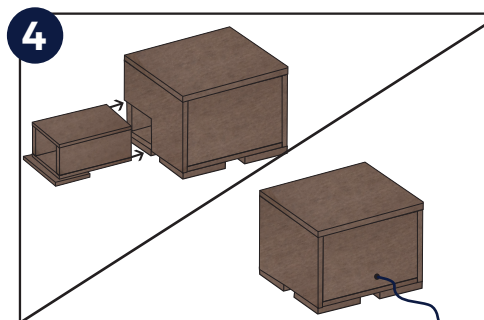
Our decking boards are 150mm wide, for the desired size of the hedgehog house please glue/cut your excess boards to the sizes shown. Take care if using hollow decking as the honeycomb structure may split. Cutting the edges may create sharp sides so care should always be taken.

**Please note** that if you don't have the exact sizing in your offcuts please alter the specifications to your needs.

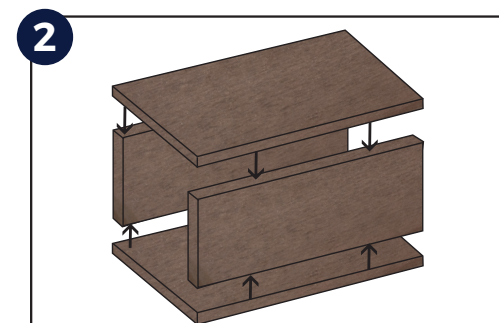


Use one of the 400mm x 300mm boards as the hedgehog house lid. Attach the two metal hinges to the side of the lid.


Build the hedgehog house, adding the feet to the base of the house.



Attach the tunnel, the tunnel will be slightly shorter than the height of the opening, this can then be slotted in at a slight angle, creating a ramp. For extra ventilation, drill a small hole in the back of the box and fit part of a hosepipe in.



Using sumo grip adhesive, glue the four pieces of composite decking into a tunnel shape. If you don't have adhesive you can use screws instead, but be careful to not split the boards. If you're using sumo grip adhesive, it is advisable to place a heavy object on top of the seal and leave the glue to dry for at least 24 hours.



Line the inside of the house with newspaper, dry leaves, and straw. Cover with polythene sheeting (optional). Pack soil and dead leaves around the outside of the house, being careful to keep the entrance pip and ventilation holes free of debris.

**NOTE:** Choose a shady, sheltered space in your garden, for your hedgehog house to encourage hedgehog use!

[www.cladcodecking.co.uk](http://www.cladcodecking.co.uk)

T: 01837 659901 E: [info@cladco.co.uk](mailto:info@cladco.co.uk)

Please note this is a guide and you may need to adjust the measurements for your requirements.

#cladcoenvironmental