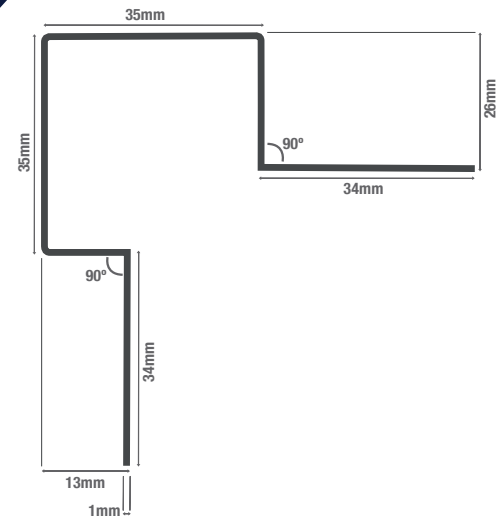


## ASYMMETRIC EXTERNAL CORNER TRIM

### Fibre Cement Trim

Cladco Asymmetric External Corner Trims should protect the corners of your windows and doors while also assisting the fitting of Cladding Boards around these areas. Cladco Asymmetric Trims are designed to be installed on either side of the door or window, allowing for Fibre Cement Wall Cladding Boards to be fitted on the flat surface of the Trim. Cut the Trim to the length or width of the window or door, leaving enough room to accommodate a window sill or step if necessary. Fix to the window or door using the Cladco Fibre Cement 38mm Screw. The window and door Trim will allow one Board to be installed around the front of the window and a single Board around the window or door reveal.


All Cladco Fibre Cement Wall Cladding Trims are available in a range of seven colours, manufactured to match the colour of your Cladco Fibre Cement Wall Cladding Boards for an attractive and seamless design. Trims do not require any staining or painting, and are manufactured onsite using high-quality aluminium for a stain, rust and corrosion resistant product.



## CLADCO TRIMS


### PERFORATED CLOSURE

Installed under the Battens at the base of the build, or at the top of any doors and windows, to ensure ventilation throughout the installation. Perforated Closure also protects the build from any dirt or insects penetrating the air flow space.




### CONNECTION PROFILE

Installed around window reveals and door frames to support Boards.



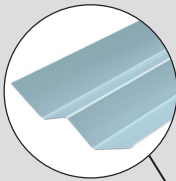
### START TRIM

Installed at the start of new Board runs at the base of the building, or above windows and doors for support.



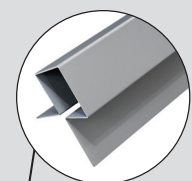
### INTERNAL CORNER TRIM

Used in the inside of a door frame or porch for a neat seamless finish.




### SYMMETRIC EXTERNAL CORNER TRIM

Designed to fit on the corners of the building, the Fibre Cement Wall Cladding Boards are then installed to flat edges of the Trims.




### ASYMMETRIC EXTERNAL CORNER TRIM

Designed to be installed on either side of the door or window, allowing Boards to be fitted on the flat surface of the Trim.



SPECIFICATIONS	
Length	3 metres
Thickness	1mm
Weight (approx)	1.53kg

## COLOURS



**PLEASE NOTE** - Images are used for illustration purposes only, actual item may vary slightly from the image supplied.



01837 659901 [info@cladco.co.uk](mailto:info@cladco.co.uk)  
[www.cladcodecking.co.uk](http://www.cladcodecking.co.uk)

Beardown Road, Exeter Road Industrial Estate, Okehampton EX20 1UA

