

SELF-CLOSING HINGES FOR GATES BALUSTRADE SYSTEM



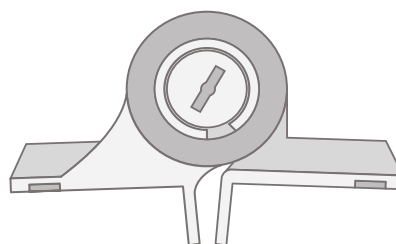
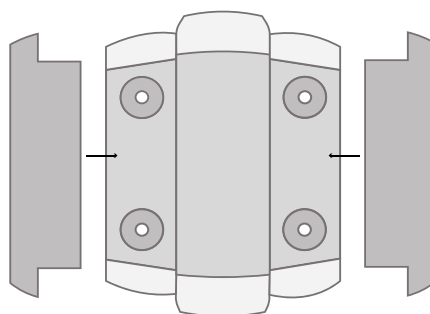
Cladco balustrade hinges are designed for use with our balustrade gates and balustrade handrails. Easy to install and reliable in performance, these hinges enable gates weighing up to 30kg to self-close automatically, offering a secure and practical finishing touch to your balustrade system.

COLOUR RANGE

BLACK

HINGE SPECIFICATIONS

SKU	BALHINGE
Material	Plastic Body And Stainless Steel Latch



Please Note: Images are for illustration purposes only. Actual products may vary slightly from those shown.



Easy To Install



Strong & Secure Design



Rust & Corrosion Resistant



MATERIALS

Manufactured from a durable polymer and stainless steel for lasting strength and corrosion resistance.



SURFACES

Clean and smooth finish with dress caps to complete your installation.



ACCESSORIES

Clip trim covers help to conceal the screws and achieve a clean, finished look.



LOW MAINTENANCE

The hinge is low maintenance and can be easily cleaned by simply wiping it down if it gets dusty or dirty.

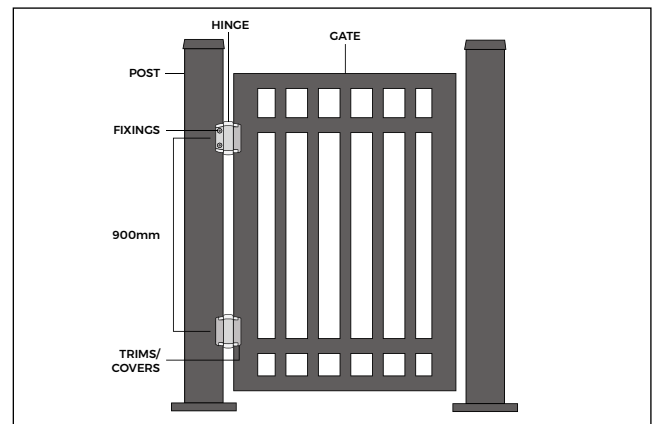


LONG LASTING

The material makes the hinge a long-lasting addition to your balustrade system.

INSTALLATION ADVICE

Begin by securing the hinge to the gate itself. Once attached, fix the hinge to the corresponding post ensuring the gate is level with the handrail. After both sides are securely in place, clip on the provided trim covers to conceal the screws and achieve a clean, finished look. Finally, adjust the gate's closing tension using the built-in screw mechanism located at the top of the hinge. Hinges should be a minimum of 900mm apart.



PRODUCT ACCESSORIES



BALUSTRADE HANDRAIL



BALUSTRADE HANDRAIL GATE



BALUSTRADE HANDRAIL POST



BALUSTRADE END CAP



BALUSTRADE MAGNETIC LATCH



www.cladco.co.uk

T: 01837 659901 E: info@cladco.co.uk

CLADCO
PROFILES