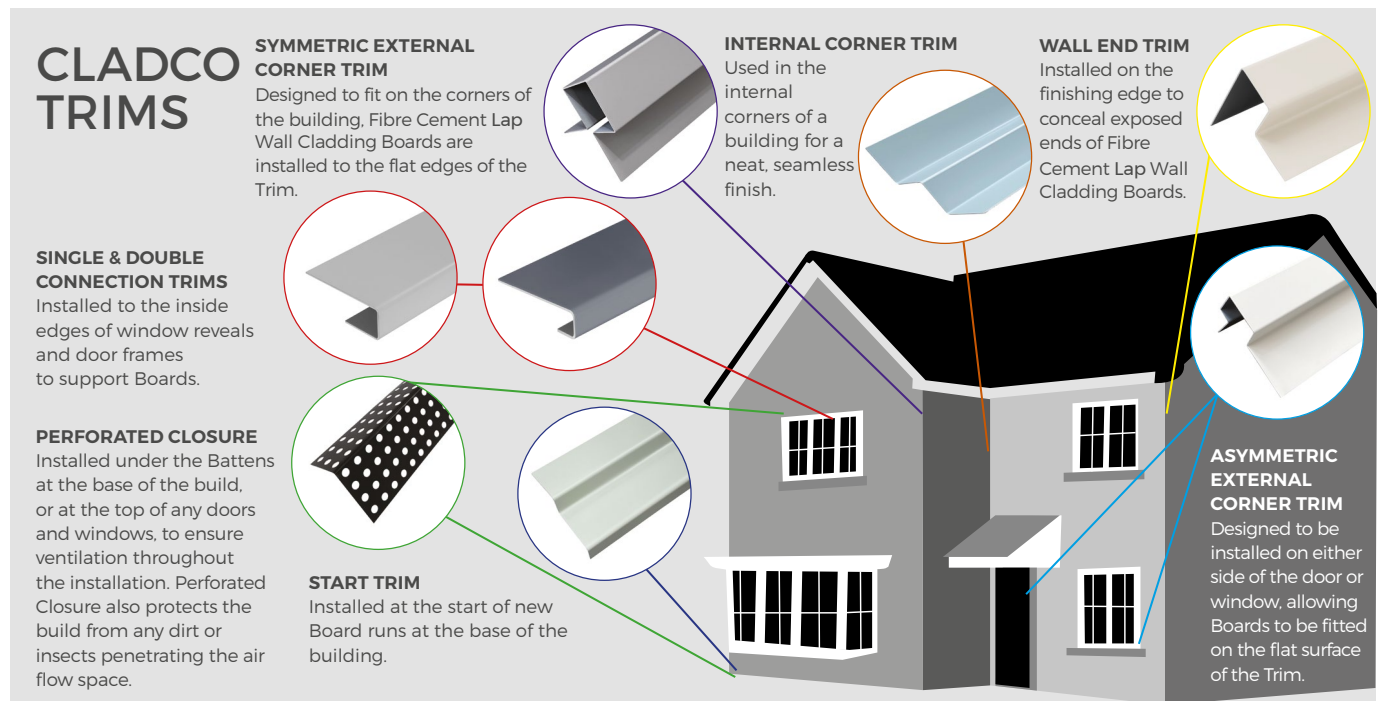
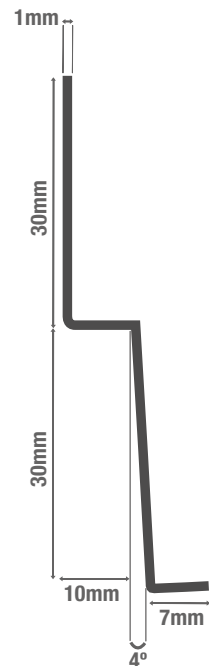


START TRIM

Fibre Cement Lap Trim


When Cladding your home, you want to make sure all the Boards are installed level. With the Cladco Fibre Cement Lap Wall Cladding Start Trims, your Boards should be supported and aligned throughout your installation. Cladco Aluminum Start Trims are designed to sit at a slight angle, assisting the attractive feather boarding installation technique and providing the stand and support for the first Board to be fitted onto the structural Battens. Cladco Fibre Cement Lap Wall Cladding Starter Strip should be installed at the wall's base, and above any doors or windows. The Start Trim should be installed above the Perforated Closure, with a 38mm Screw.

All Cladco Fibre Cement Lap Wall Cladding Trims are available in a range of eight colours, manufactured to match the colour of your Cladco Fibre Cement Lap Wall Cladding Boards for an attractive and seamless design. Trims do not require any staining or painting and are manufactured onsite using high-quality aluminium for a stain, rust and corrosion resistant product.



SPECIFICATIONS	
Length	3 metres
Thickness	1mm
Weight (approx)	1.53kg

COLOURS



PLEASE NOTE – Images are used for illustration purposes only, actual item may vary slightly from the image supplied.



01837 659901 info@cladco.co.uk
www.cladcodecking.co.uk

Beardown Road, Exeter Road Industrial Estate, Okehampton EX20 1UA

